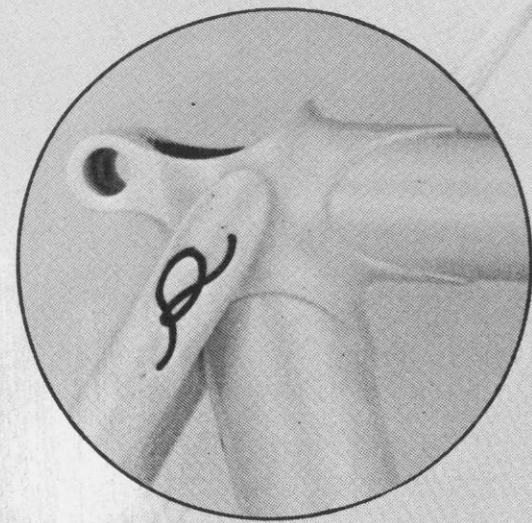


RAZESA RITTER PLUS SLX

RAZESA



Designed with frame stiffness as the first consideration we have employed the finest in framebuilding materials including: Columbus SLX tubing, Cinelli investment cast lugs, bottom bracket, fork crown, and seat stay bridge. Classic styling with decorated engraved seatstays(not plugs) and fork crown. Special New Pearlescent colors, multicoated paint, and lacquer overcoat. Finished with chromed drop-outs, fork crown and chainstay this frame is a classic in European frame building. Colors: Dark Nordic Green, Red, and White. Sizes: 46-64cm (including 55 & 57 cm) BCS threading-27.2 seatpost diameter. Double water bottle braze-ons, Campy front der. braze-on.

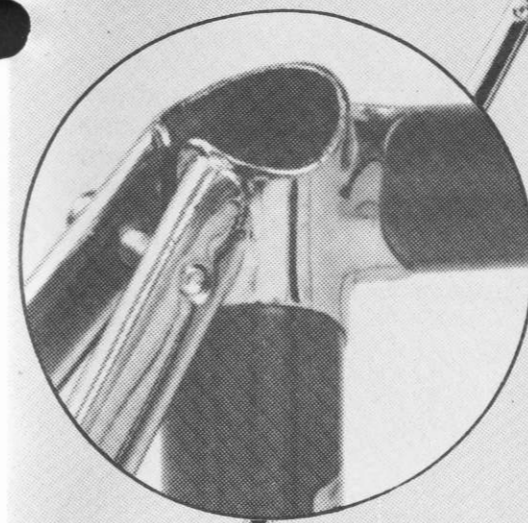
Frame dimensions/All measurements center to center

Frame size	48	50	52	54	56	58	60	62	64
Inches	19	19.8	20.5	21.2	22	22.8	23.6	24.4	25.2
Top tube length	495	530	535	550	565	570	575	575	575
Fork rake	45	35	35	35	35	35	35	35	35
Head angle	70	71	72	73	73.5	73	73	73	73
Seat angle	76	75	75	75	74.5	74	73.5	73.5	73.5
Wheel base	975	979	979	985	990	995	995	995	995

Bottom Bracket Height 268mm
Chainstay Length 405mm
Threading English throughout with 22.2 head tube and 26.4-6 seat post on all Columbus sl framesets. Short reach brakeset on Columbus sl throughout framesets.

RAZESA TEAM PRO SLX

RAZESA



This frameset is currently being used by two professional teams in 1985; the ZOR team from Spain and the FAGOR team from France. Tubing is Columbus SLX with Cinelli investment cast bottom bracket and fork crown, Campy short drop-outs and all braze-ons including double water bottles. Aero flattened fastback seatstay ends with internal seat post bolt give this frame a clean streamlined look and feel. Painted with a process developed by RAZESA over 6 years ago called 'Velo-Chrome' the frame is completely chromed and later painted over with red or blue special finish with the exception of the fork, chainstay, and derailleur braze-on. Colors: Blue & Red. Sizes: 46-64cm (including 55 & 57 cm)

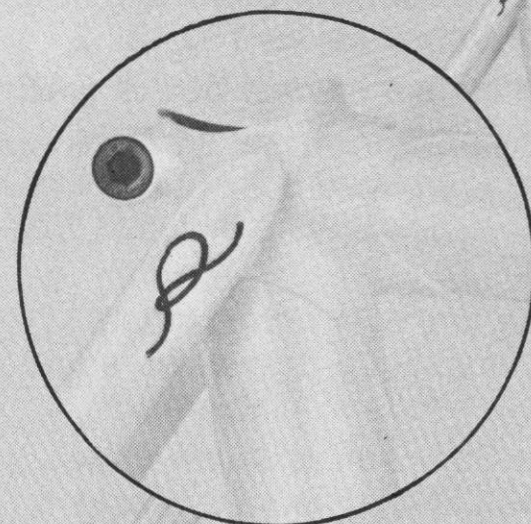
Frame dimensions/All measurements center to center

Frame size	48	50	52	54	56	58	60	62	64
Inches	19	19.8	20.5	21.2	22	22.8	23.6	24.4	25.2
Top tube length	495	530	535	550	565	570	575	575	575
Fork rake	45	35	35	35	35	35	35	35	35
Head angle	70	71	72	73	73.5	73	73	73	73
Seat angle	76	75	75	75	74.5	74	73.5	73.5	73.5
Wheel base	975	979	979	985	990	995	995	995	995

Bottom Bracket Height 268mm
Chainstay Length 405mm
Threading English throughout with 22.2 head tube and 26.4-6 seat post on all Columbus sl framesets. Short reach brakeset on Columbus sl throughout framesets.

RAZESA RITTER SL

RAZESA



By far the most popular new model for 1985, this frameset is almost identical to the Ritter Plus's model but with Columbus SL tubing throughout, Cinelli investment cast fork crown, brake bridge, and all braze-ons including double water bottles. Classic styling with decorated engraved seat stays (not plugs) and fork crown. Colors: Blue, Ivory, and Red pearlescent paints. Sizes: 46-64cm (including 55 & 57cm)

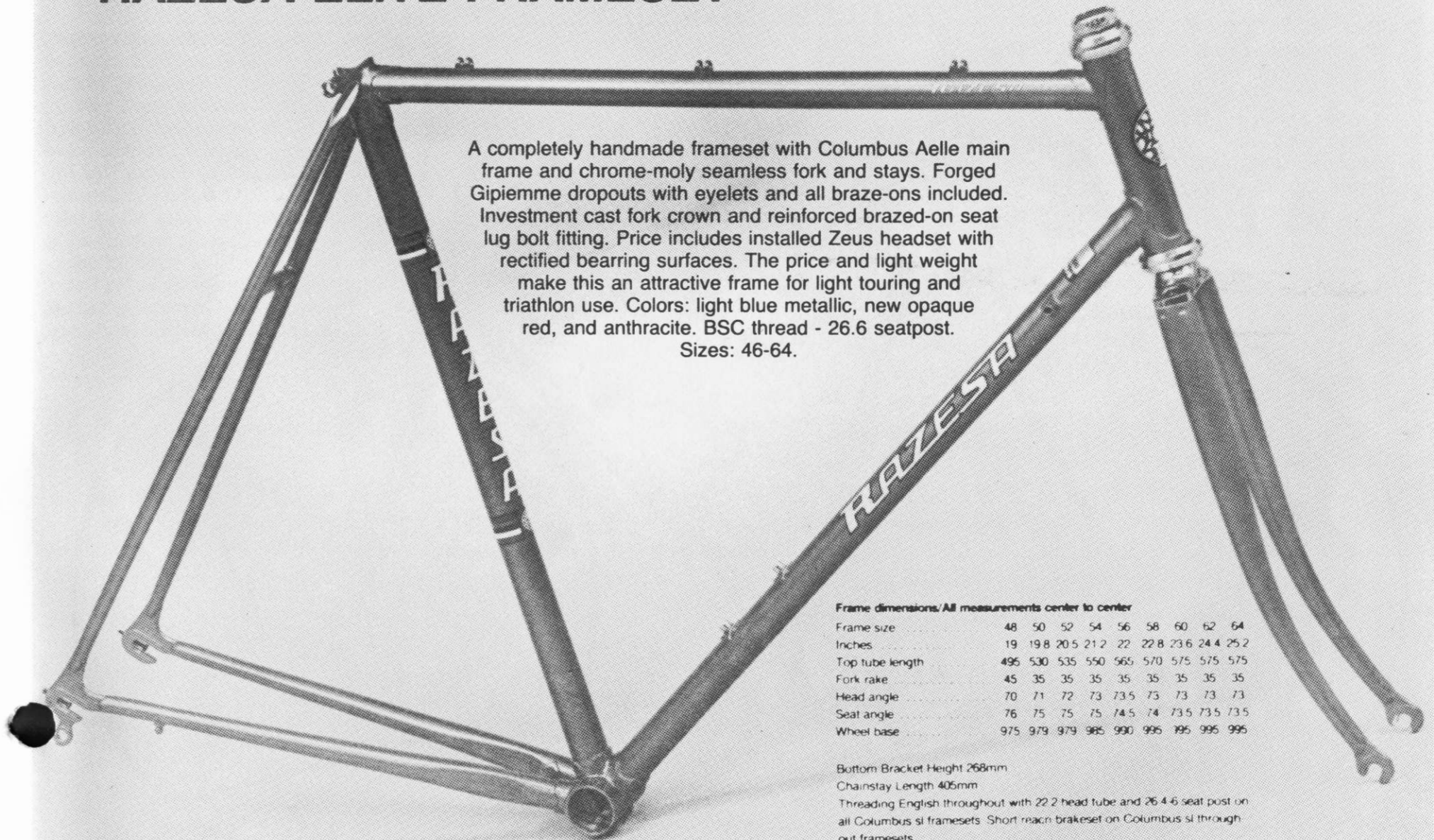
Frame dimensions/All measurements center to center

Frame size	48	50	52	54	56	58	60	62	64
Inches	19	19.8	20.5	21.2	22	22.8	23.6	24.4	25.2
Top tube length	495	530	535	550	565	570	575	575	575
Fork rake	45	35	35	35	35	35	35	35	35
Head angle	70	71	72	73	73.5	73	73	73	73
Seat angle	76	75	75	75	74.5	74	73.5	73.5	73.5
Wheel base	975	979	979	985	990	995	995	995	995

Bottom Bracket Height 268mm
Chainstay Length 405mm
Threading English throughout with 22.2 head tube and 26.4-6 seat post on all Columbus sl framesets. Short reach brakeset on Columbus sl throughout framesets.

RAZESA ELITE FRAMESET

RAZESA



A completely handmade frameset with Columbus Aelle main frame and chrome-moly seamless fork and stays. Forged Gipiemme dropouts with eyelets and all braze-ons included. Investment cast fork crown and reinforced brazed-on seat lug bolt fitting. Price includes installed Zeus headset with rectified bearing surfaces. The price and light weight make this an attractive frame for light touring and triathlon use. Colors: light blue metallic, new opaque red, and anthracite. BSC thread - 26.6 seatpost. Sizes: 46-64.

Frame dimensions/All measurements center to center

Frame size	48	50	52	54	56	58	60	62	64
Inches	19	19.8	20.5	21.2	22	22.8	23.6	24.4	25.2
Top tube length	495	530	535	550	565	570	575	575	575
Fork rake	45	35	35	35	35	35	35	35	35
Head angle	70	71	72	73	73.5	73	73	73	73
Seat angle	76	75	75	75	74.5	74	73.5	73.5	73.5
Wheel base	975	979	979	985	990	995	995	995	995

Bottom Bracket Height 268mm
Chainstay Length 405mm
Threading English throughout with 22.2 head tube and 26.4-6 seat post on all Columbus sl framesets. Short reach brakeset on Columbus sl throughout framesets.